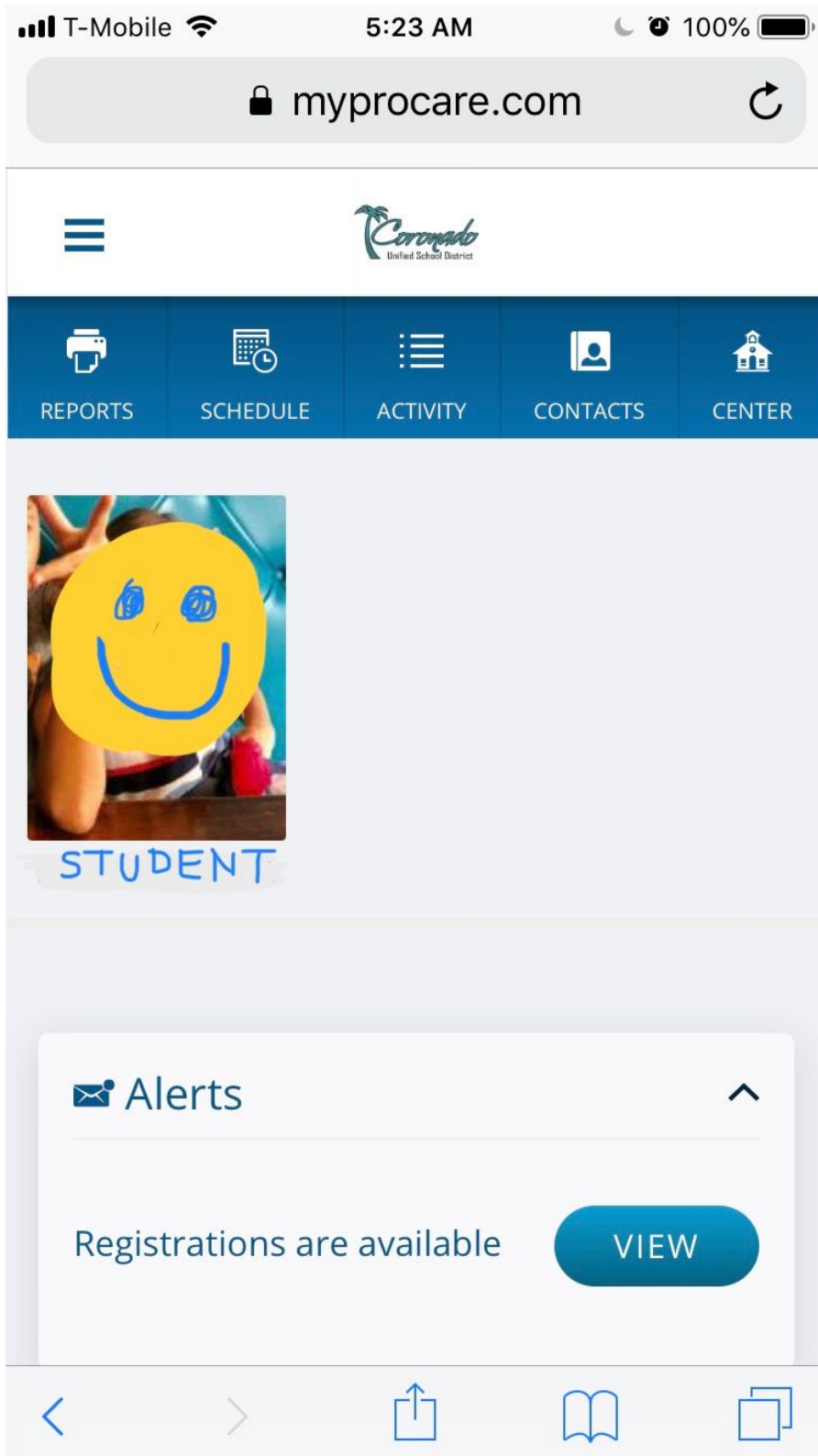
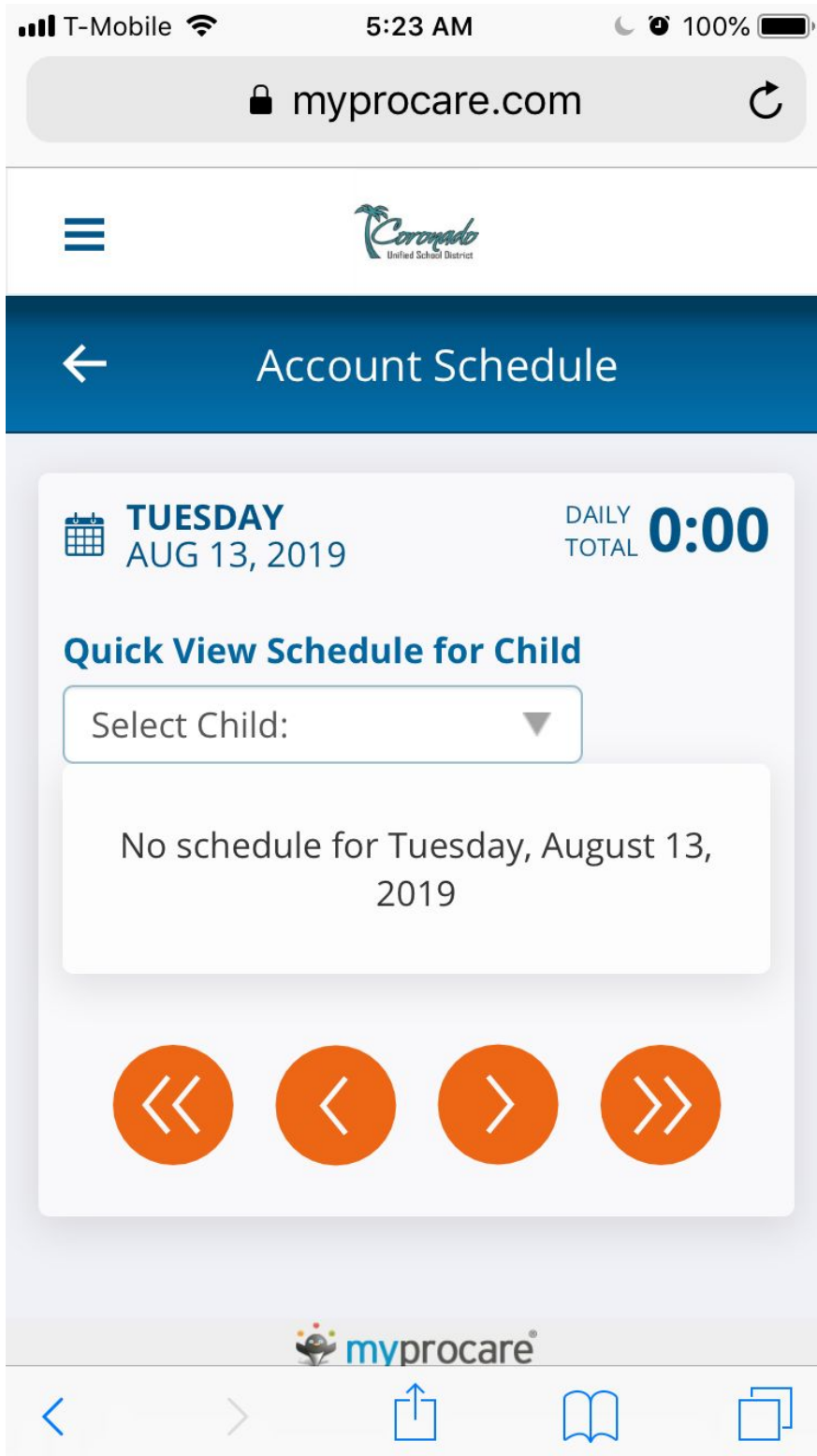


This is your login screen where you can access all types of information. From here you will click on the **schedule icon**.



From the drop-down, select the child whose schedule you'd like to view.



This is where you'll see the calendar with the legend including your child's schedule. Scroll to make sure the color coding matches the days and times you have requested.

T-Mobile 5:24 AM 100%

myprocare.com

Coronado Unified School District

### Schedule Quick View STUDENT

August 2019

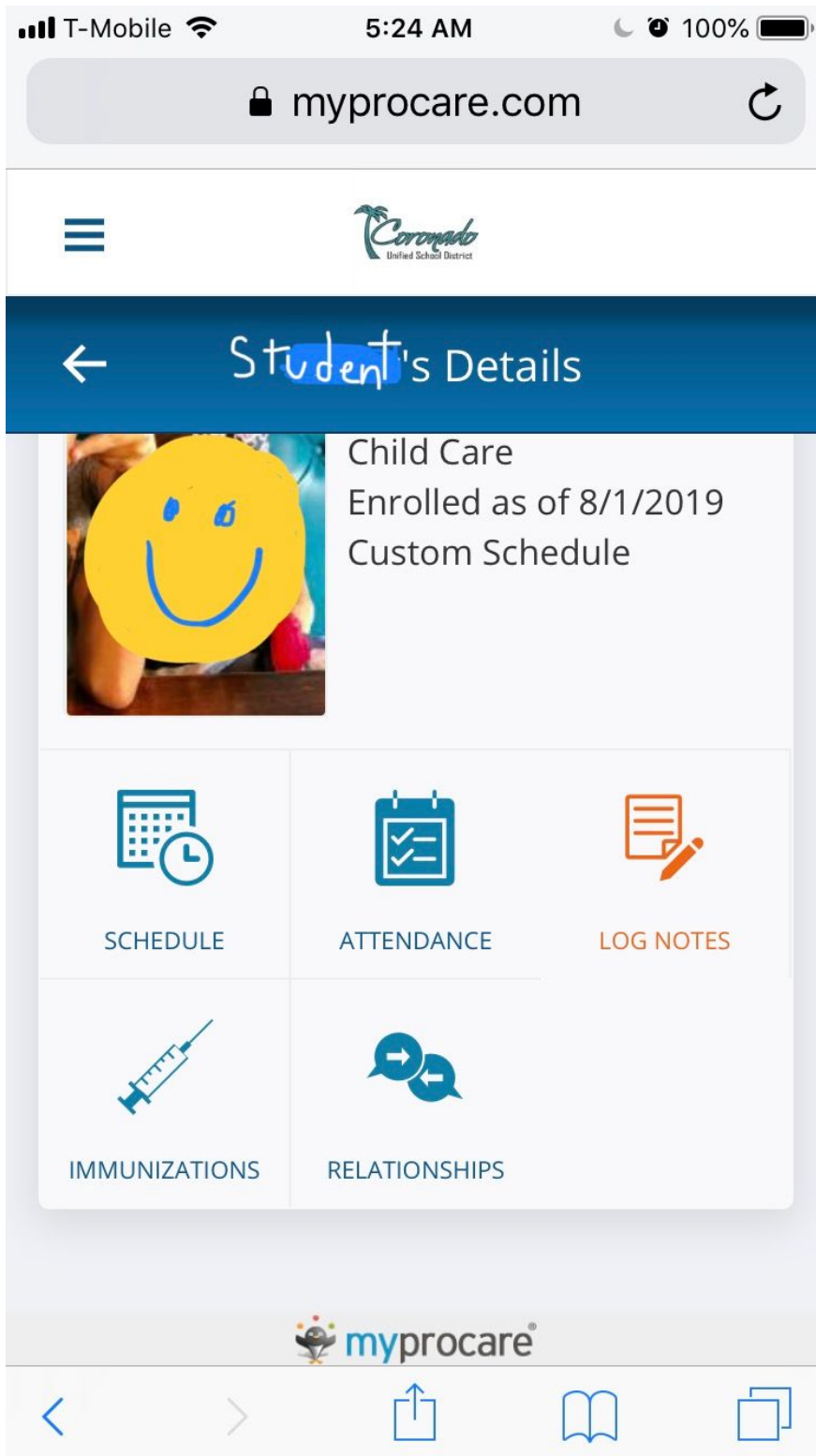
Sun	Mon	Tue	Wed	Thu	Fri	Sat
28	29	30	31	1	2	3
4	5	6	7	8	9	10
11	12	13	14	15	16	17
18	19	20	21	22	23	24
25	26	27	28	29	30	31
1	2	3	4	5	6	7

Legend:

- 1:05 PM - 3:00 PM Village
- 1:45 PM - 6:00 PM After Care

Navigation icons: back, forward, share, home, tabs

By hitting the back arrow 2 times, you're back on the main screen. From here you will select the immunizations icon.



Here you can verify receipt of the behavior & medical form. If it says "Not Due" we have received it. If it says "Due Now" you have NOT turned it in and must do so asap.

The screenshot shows a mobile browser interface for myprocare.com. At the top, the status bar displays 'T-Mobile', '5:24 AM', and '100%' battery. The address bar shows 'myprocare.com'. Below the address bar is a navigation bar with a hamburger menu icon on the left and the 'Coronado Unified School District' logo in the center. A dark blue header bar contains a back arrow and the text 'Immunizations Student', with 'Student' written in a white, hand-drawn style. The main content area features a table with the following data:

Name	Date	Age	Status
Behavior & Medical Form	Jun 21, 2019	8 Yr - 8 Mo	Not Due

A hand-drawn black arrow points to the 'Not Due' status in the table. The bottom of the screen shows the 'myprocare' logo and a standard mobile navigation bar with icons for back, forward, home, and tabs.